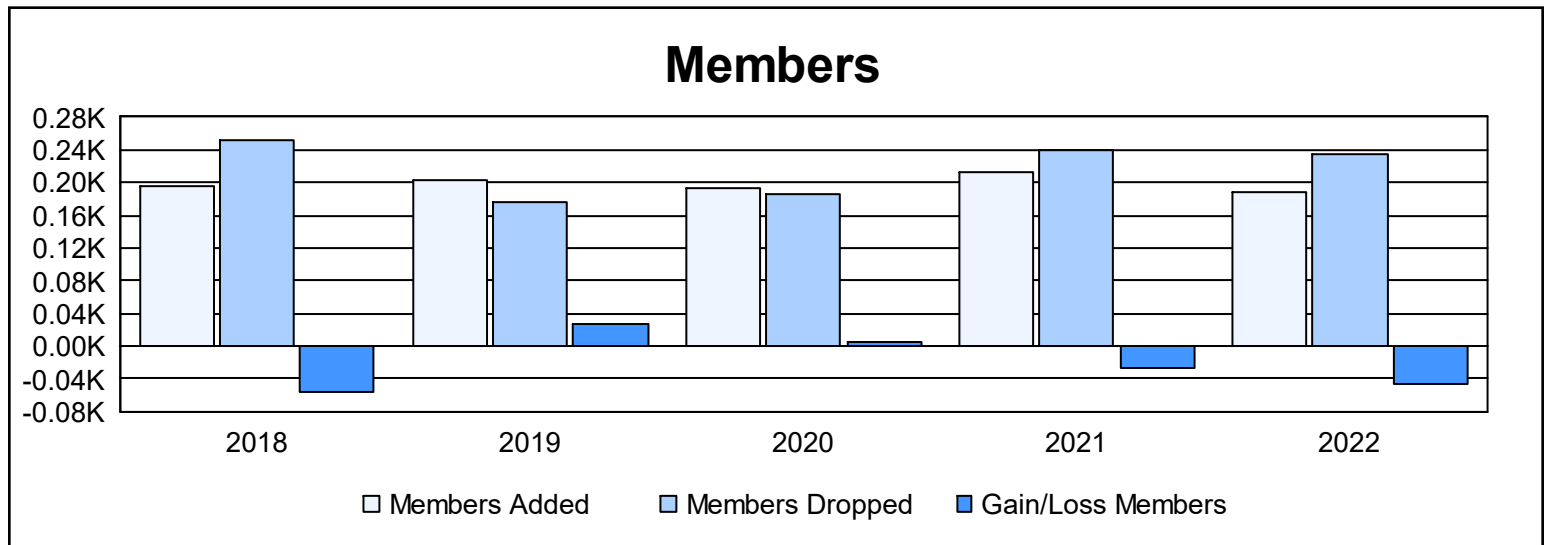
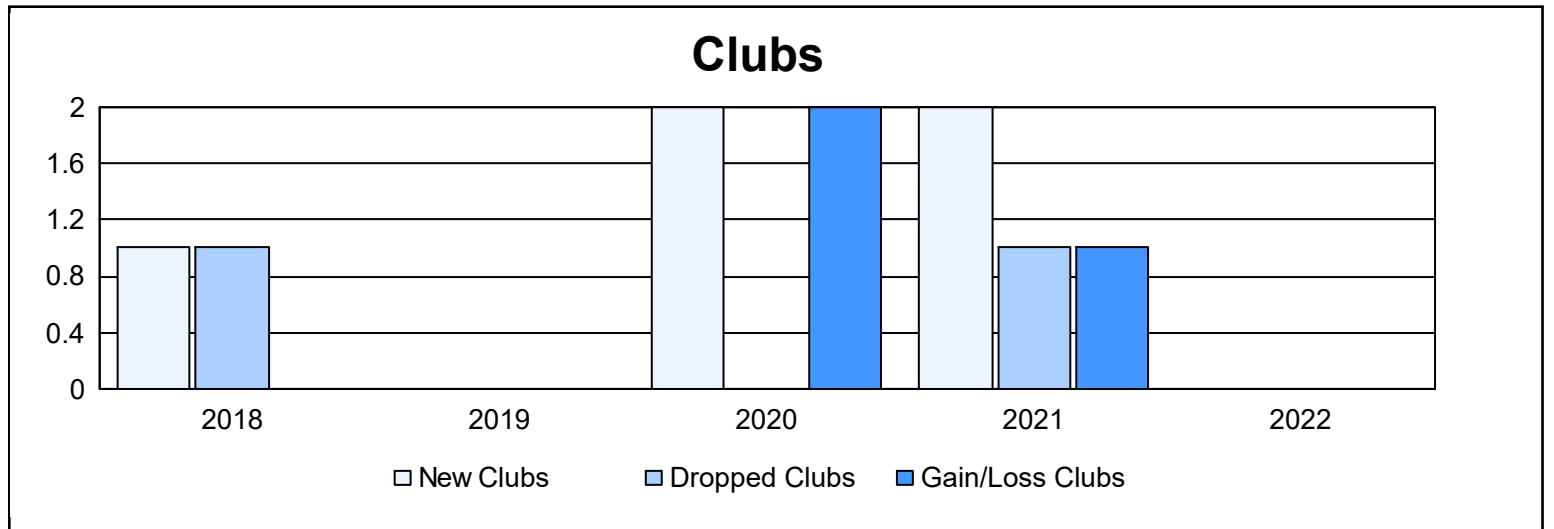
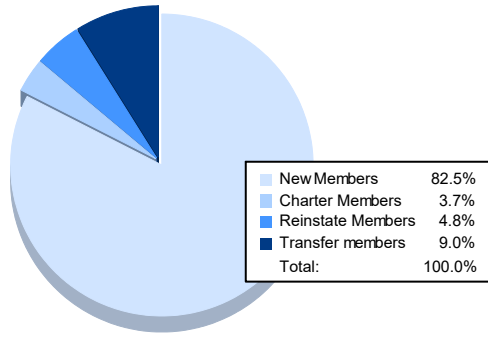


Year	New Clubs	Dropped Clubs	Gain/ Loss Clubs	New Members	Charter Members	Reinstate Members	Transfer Members	Total Member Added	Total Members Dropped	Gain/ Loss Members
2017-2018	1	1	0	145	25	6	19	195	251	-56
2018-2019	0	0	0	173	2	9	18	202	176	26
2019-2020	2	0	2	123	57	5	8	193	187	6
2020-2021	2	1	1	125	66	2	20	213	240	-27
2021-2022	0	0	0	156	7	9	17	189	235	-46
<b>Average</b>	<b>1</b>	<b>0</b>	<b>1</b>	<b>144</b>	<b>31</b>	<b>6</b>	<b>16</b>	<b>198</b>	<b>218</b>	<b>-19</b>



### Membership Composition June 2022 Cumulative



### Gender Composition June 2022 Cumulative

